





District Health Assessment for Multiple District 107 through August 2025

		Clubs							Membership							Member Strength		Cancellation		Reports			Finance	Leadership			
District Name	Status/ Number of Months in Status *	Active Clubs	Clubs in Status Quo	Total Clubs	% Status Quo Clubs in Financial Suspension	New Clubs	Cancelled Clubs	YTD Net Club Gain/Loss	Current Members In Active Clubs	Current Members In Status Quo Clubs	Current Total Members Count	YTD Add	YTD Drop	YTD NetGrowth (includes Active and Status Quo)	YTD NetGrowth% (includes Active and Status Quo)	Member Count 12 Months Ago	Average Member Count Per Club	% of Clubs with less than 20 members	Average Cancelled Club Age	Members Lost Due to Cancelled Clubs	% of Clubs Reporting Service	% No MMR in 3 Months	% No Officer Report in 12 months	% of Clubs with balance 90+ days	Number of Zone Chairs Recorded	Number of Region Chairs Recorded	District Officers Vacancies **
107 A		72	0	72	0%	0	0	0	1665	0	1665	6	17	-11	-0.66%	1,728	23	36%	0	0	24%	28%	1%	1%	14	4	
107 B	T(24)	41	0	41	0%	0	0	0	780	0	780	4	2	2	0.26%	798	19	54%	0	0	5%	37%	0%	0%	8	3	
107 C		74	0	74	0%	0	0	0	1698	0	1698	4	5	-1	-0.06%	1,736	23	30%	0	0	20%	26%	1%	0%	10	0	
107 D	T(16)	50	0	50	0%	0	0	0	1124	0	1124	2	8	-6	-0.53%	1,173	22	46%	0	0	32%	24%	2%	0%	9	0	
107 E		66	0	66	0%	0	0	0	1352	0	1352	1	6	-5	-0.37%	1,397	20	44%	0	0	26%	50%	2%	0%	0	0	
107 F		56	0	56	0%	0	0	0	1267	0	1267	1	4	-3	-0.24%	1,305	23	36%	0	0	20%	43%	2%	2%	9	4	
107 G	T(24)	48	0	48	0%	0	0	0	910	0	910	2	2	0	0.00%	936	19	52%	0	0	23%	42%	4%	0%	0	0	2nd VDG
107 H	T(24)	39	0	39	0%	0	0	0	929	0	929	3	4	-1	-0.11%	944	24	23%	0	0	51%	18%	0%	0%	8	0	
107 I	T(24)	44	0	44	0%	0	0	0	811	0	811	1	11	-10	-1.22%	835	18	61%	0	0	20%	36%	2%	0%	7	3	
107 K	T(24)	37	0	37	0%	0	0	0	857	0	857	0	2	-2	-0.23%	890	23	30%	0	0	35%	38%	5%	0%	3	2	2nd VDG
107 L	T(24)	34	0	34	0%	0	0	0	777	0	777	7	10	-3	-0.38%	777	23	44%	0	0	44%	18%	3%	0%	6	1	
107 M	T(4)	54	0	54	0%	0	0	0	1239	0	1239	5	14	-9	-0.72%	1,260	23	39%	0	0	41%	35%	7%	2%	11	4	
107 N		66	0	66	0%	0	0	0	1306	0	1306	1	8	-7	-0.53%	1,343	20	59%	0	0	36%	30%	3%	0%	12	0	
107 O	T(24)	49	0	49	0%	0	0	0	855	0	855	5	4	1	0.12%	868	17	61%	0	0	37%	47%	4%	0%	12	0	
		730	0	730	0%	0	0	0	15570	0	15570	42	97	-55	-0.35%	15,990	21	44%	0	0	29%	34%	3%	0%	109	21	




District Health Assessment for Multiple District 107 through August 2025

 Status/ District Name Number of Months in Status *		Clubs							Membership							Member Strength		Cancellation		Reports			Finance		Leadership		
		Active Clubs	Clubs in Status Quo	Total Clubs	% Status Quo Clubs in Financial Suspension	New Clubs	Cancelled Clubs	YTD Net Club Gain/ Loss	Current Members In Active Clubs	Current Members In Status Quo Clubs	Current Total Members Count	YTD Add	YTD Drop	YTD NetGrowth (includes Active and Status Quo)	YTD NetGrowth% (includes Active and Status Quo)	Member Count 12 Months Ago	Average Member Count Per Club	% of Clubs with less than 20 members	Average Cancelled Club Age	Members Lost Due to Cancelled Clubs	% of Clubs Reporting Service	% No MMR in 3 Months	% No Officer Report in 12 months	% of Clubs with balance 90+ days	Number of Zone Chairs Recorded	Number of Region Chairs Recorded	District Officers Vacancies **
109 A	T(24)	44	0	44	0%	0	0	0	1053	0	1053	0	4	-4	-0.38%	1,063	24	45%	0	0	5%	68%	0%	32%	0	0	GST
109 B	T(24)	28	0	28	0%	0	1	-1	633	0	633	4	2	2	0.32%	660	23	32%	31	1	7%	61%	14%	18%	0	0	2nd VDG,GLT
		72	0	72	0%	0	1	-1	1686	0	1686	4	6	-2	-0.12%	1,723	23	40%	31	1	6%	65%	6%	26%	0	0	




District Health Assessment for District 120 through August 2025

		Clubs							Membership							Member Strength		Cancellation		Reports			Finance	Leadership			
District Name	Status/ Number of Months in Status *	Active Clubs	Clubs in Status Quo	Total Clubs	% Status Quo in Financial Suspension	New Clubs	Cancelled Clubs	YTD Net Club Gain/Loss	Current Members In Active Clubs	Current Members In Status Quo Clubs	Current Total Members Count	YTD Add	YTD Drop	YTD NetGrowth (includes Active and Status Quo)	YTD NetGrowth% (includes Active and Status Quo)	Member Count 12 Months Ago	Average Member Count Per Club	% of Clubs with less than 20 members	Average Cancelled Club Age	Members Lost Due to Cancelled Clubs	% of Clubs Reporting Service	% No MMR in 3 Months	% No Officer Report in 12 months	% of Clubs with balance 90+ days	Number of Zone Chairs Recorded	Number of Region Chairs Recorded	District Officers Vacancies **
120	T(24)	54	0	54	0%	0	2	-2	1014	0	1014	6	8	-2	-0.20%	1,066	19	50%	32	0	4%	41%	0%	7%	0	0	2nd VDG
		54	0	54	0%	0	2	-2	1014	0	1014	6	8	-2	-0.20%	1,066	19	50%	32	0	4%	41%	0%	7%	0	0	



District Health Assessment for District 131 through August 2025

		Clubs							Membership							Member Strength		Cancellation		Reports			Finance	Leadership			
District Name	Status/ Number of Months in Status *	Active Clubs	Clubs in Status Quo	Total Clubs	% Status Quo in Financial Suspension	New Clubs	Cancelled Clubs	YTD Net Club Gain/Loss	Current Members In Active Clubs	Current Members In Status Quo Clubs	Current Total Members Count	YTD Add	YTD Drop	YTD NetGrowth (includes Active and Status Quo)	YTD NetGrowth% (includes Active and Status Quo)	Member Count 12 Months Ago	Average Member Count Per Club	% of Clubs with less than 20 members	Average Cancelled Club Age	Members Lost Due to Cancelled Clubs	% of Clubs Reporting Service	% No MMR in 3 Months	% No Officer Report in 12 months	% of Clubs with balance 90+ days	Number of Zone Chairs Recorded	Number of Region Chairs Recorded	District Officers Vacancies **
131	P	37	0	37	0%	0	0	0	738	0	738	4	5	-1	-0.14%	725	20	46%	0	0	19%	49%	30%	24%	0	0	
		37	0	37	0%	0	0	0	738	0	738	4	5	-1	-0.14%	725	20	46%	0	0	19%	49%	30%	24%	0	0	



District Health Assessment for Ident 5891 - REP OF LATVIA - UND through August 2025

Status/ District Name Number of Months in Status *		Clubs							Membership							Member Strength		Cancellation		Reports			Finance		Leadership		
		Active Clubs	Clubs in Status Quo	Total Clubs	% Status Quo Clubs in Financial Suspension	New Clubs	Cancelled Clubs	YTD Net Club Gain/Loss	Current Members In Active Clubs	Current Members In Status Quo Clubs	Current Total Members Count	YTD Add	YTD Drop	YTD NetGrowth (includes Active and Status Quo)	YTD NetGrowth% (includes Active and Status Quo)	Member Count 12 Months Ago	Average Member Count Per Club	% of Clubs with less than 20 members	Average Cancelled Club Age	Members Lost Due to Cancelled Clubs	% of Clubs Reporting Service	% No MMR in 3 Months	% No Officer Report in 12 months	% of Clubs with balance 90+ days	Number of Zone Chairs Recorded	Number of Region Chairs Recorded	District Officers Vacancies **
Ident 5891 - REP OF LATVIA		2	0	2	0%	0	1	-1	15	0	15	0	6	-6	-28.57%	24	8	100%	7	6	0%	50%	0%	0%	0	0	
		2	0	2	0%	0	1	-1	15	0	15	0	6	-6	-28.57%	24	8	100%	7	6	0%	50%	0%	0%	0	0	

* - District Status: P - Provisional, T - Transitional.
** - District Officers Vacancies: DG - District Governor, 1st VDG - First Vice District Governor, 2nd VDG - Second Vice District Governor.